
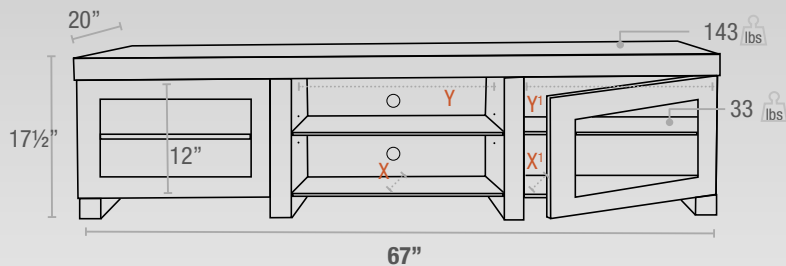


wood - open + doors

S15



Shelf thickness 1 1/4"

X= Center Shelf Depth 18 1/4"

Y= Center Shelf Width 21 1/2"

X'= Side Shelf Depth 18 1/4"

Y'= Side Shelf Width 19"



S15M67N



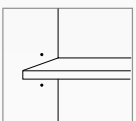
TWO CLOSED STORAGE CABINETS

Wood framed tinted glass doors conceal equipment.



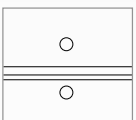
OPEN CENTRE STORAGE COMPARTMENT

Ideal centre speaker location.



ADJUSTABLE SHELVES

All storage cabinets feature an adjustable shelf.



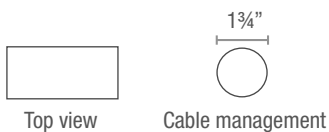
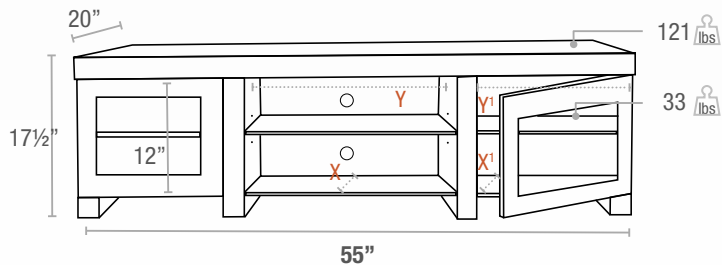

CABLE MANAGEMENT

Cable management is provided for each storage compartment.

S15 SERIES - AUDIO/VIDEO

The S15 Series has an extraordinary appeal that will compliment the finest of decors. A sleek and bold wood and dark tint glass design is highlighted by high gloss front and side panels. The S15 series features two closed equipment cabinet spaces as well as a practical open center storage area, all of which have adjustable shelves.

AVAILABLE COLOR



Shelf thickness 1 1/4"

X= Center Shelf Depth 18 1/4"

Y= Center Shelf Width 10"

X'= Side Shelf Depth 18 1/4"

Y'= Side Shelf Width 19 1/2"



S15M55N