

metal + glass + wood


195 SERIES

The 195 series is a stunning line of glass, metal and cherry wood or gloss black finish featuring gently curved and bevelled tempered glass set within a smartly tapered frame design that enables convenient corner placement. All middle shelves are easily adjustable and the aesthetically appealing wire management rear panel will simplify hiding cables.

195

ADJUSTABLE SHELVES

All middle shelves easily adjust to preferred height.



DETAILED GLASS DESIGN

The extra thick 10mm top shelf and the 8mm lower shelves are all beautifully curved and bevelled.



TAPERED DESIGN

Enables both corner and along-wall placement.



195A4-D-N



195A4-D-AB



195PL-D-AB



195PL-D-N

GLASS SHELVES



POST



WOOD TRIM



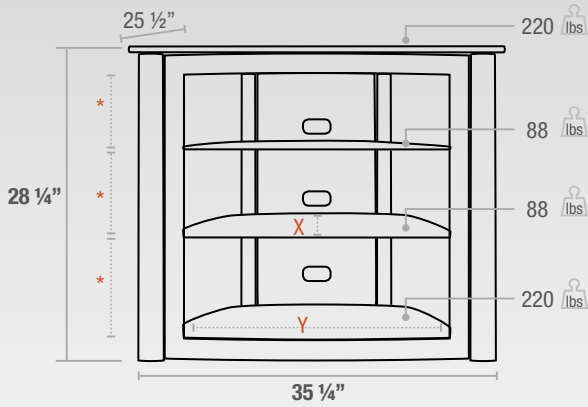
195V-D-N



195V-D-AB

metal + glass + wood

195A4



Top Shelf thickness 10 mm
Lower Shelf thickness 8 mm

*= Middle shelves are adjustable by 2 1/2 inch increments

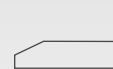
X= Usable Shelf Depth 19 1/2" Y= Usable Shelf Width 24 1/2"



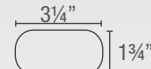
Top view



Front posts

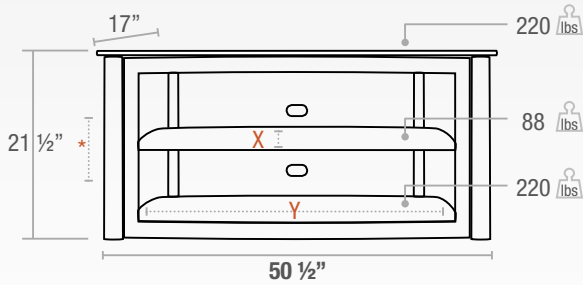


Bevelled Edges



Cable management

195PL



Top Shelf thickness 10 mm
Lower Shelf thickness 8 mm

*= Middle shelf is adjustable by 2 1/2 inches

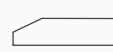
X= Usable Shelf Depth 12" Y= Usable Shelf Width 39"



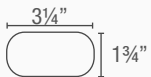
Top view



Front posts

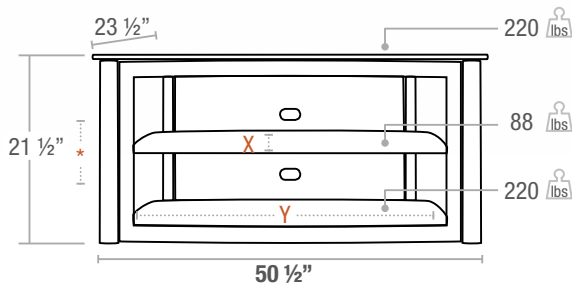


Bevelled Edges



Cable management

195V



Top Shelf thickness 10 mm
Lower Shelf thickness 8 mm

*= Middle shelf adjustable by 3 inches


X= Usable Shelf Depth 18 3/4" Y= Usable Shelf Width 39"



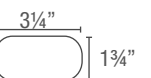
Top view



Front posts



Bevelled Edges



Cable management